

# Financial Overview

We are grateful for the generosity of the many people, churches, and philanthropies that help make Bread for the World and Bread for the World Institute’s work possible. Together, we share a vision that ending hunger in our lifetimes is possible. Your partnership through your financial gifts ensures that our staff and members will be present in the halls of power to advocate for the needs of those experiencing hunger. Your gifts are making a difference.

The financial overview is based on the 2023 audited financial statements. Bread for the World and Bread for the World Institute are recognized by Charity Navigator, Guidestar, and BBB for our exceptional commitment to financial responsibility, accountability, and transparency.

Copies of the audited statements and the IRS 990 documents may be viewed at <https://www.bread.org/reports>.



**Larisa Friesen Hall**

*Vice President  
for Development*



**Delma Plummer**

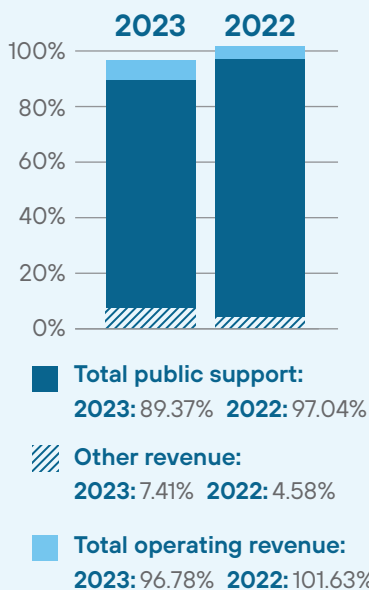
*Vice President  
for Finance and  
Administration*



## FINANCES

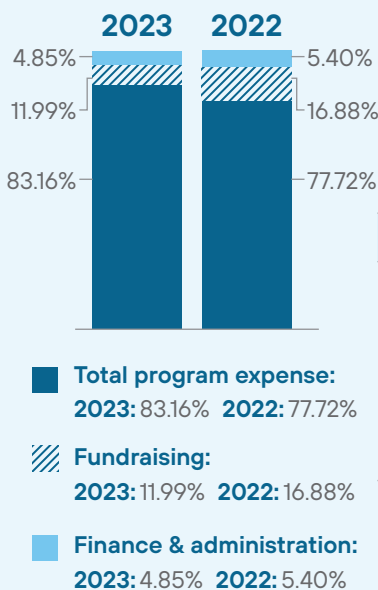
# Bread for the World

### Revenue



<b>PUBLIC SUPPORT</b>	<b>2023</b>	<b>2022</b>
Contributions	4,545,213	4,701,776
Foundation grants	0	0
Church & denominational support	370,520	583,241
Prior years' revenue used in current year	763,707	572,631
<b>Total public support</b>	<b>5,679,441</b>	<b>5,857,648</b>
<b>OTHER REVENUE</b>	<b>470,939</b>	<b>276,601</b>
<b>Total operating revenue</b>	<b>6,150,379</b>	<b>6,134,249</b>
<b>NON-OPERATING REVENUE: INVESTMENT INCOME</b>	<b>204,413</b>	<b>-98,188</b>
<b>Total revenue</b>	<b>6,354,792</b>	<b>6,036,061</b>

### Expenses

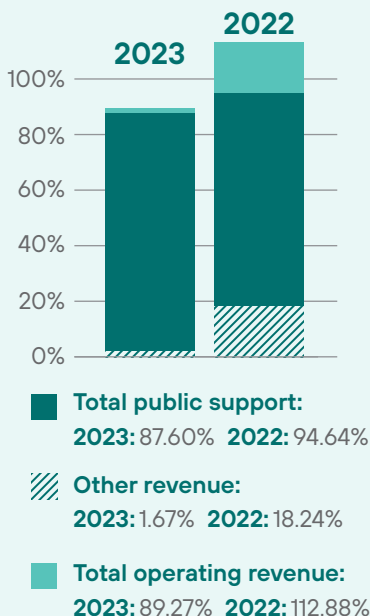


<b>PROGRAM SERVICES</b>	<b>2023</b>	<b>2022</b>
General education & research	2,726,656	1,597,346
Outreach & advocacy	1,084,326	1,077,780
Public policy	1,552,298	1,408,711
<b>Total program expense</b>	<b>5,363,280</b>	<b>4,083,837</b>
<b>SUPPORT SERVICES</b>		
Fundraising	773,160	887,094
Finance and administration	312,979	283,530
<b>Total support expense</b>	<b>1,086,139</b>	<b>1,170,624</b>
<b>Total expense</b>	<b>6,449,419</b>	<b>5,254,461</b>
Change in unrestricted net assets	204,412	-98,188
Change in temporarily restricted net assets	-1,062,747	307,157
Net assets (beginning of year)	9,414,624	9,205,655
Net assets (end of year)	8,556,289	9,414,624

## FINANCES

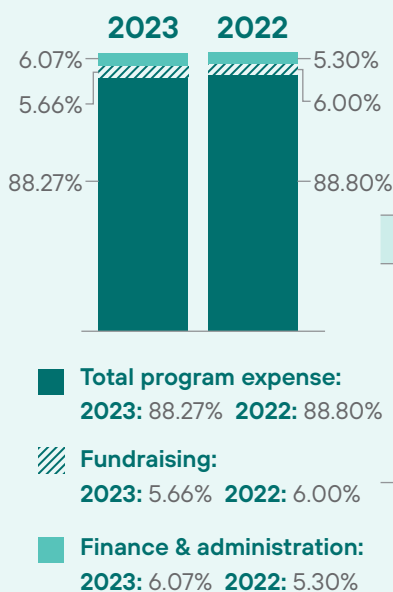
# Bread for the World Institute

### Revenue



PUBLIC SUPPORT	2023	2022
Contributions	4,764,904	4,665,294
Foundation grants	944,890	515,000
Prior years' revenue used in current year	1,985,011	923,754
<b>Total public support</b>	<b>7,694,805</b>	<b>6,104,048</b>
OTHER REVENUE	<b>146,666</b>	<b>1,176,419</b>
<b>Total operating revenue</b>	<b>7,841,472</b>	<b>7,280,467</b>
NON-OPERATING REVENUE: INVESTMENT INCOME	<b>942,560</b>	<b>-830,623</b>
<b>Total revenue</b>	<b>8,784,031</b>	<b>6,449,844</b>

### Expenses



PROGRAM SERVICES	2023	2022
General education & research	3,580,957	3,241,190
Outreach & advocacy	1,089,532	1,179,736
Public policy	1,310,531	1,472,556
<b>Total program expense</b>	<b>5,981,020</b>	<b>5,893,482</b>
SUPPORT SERVICES		
Fundraising	383,756	395,461
Finance and administration	411,030	349,664
<b>Total support expense</b>	<b>794,786</b>	<b>745,125</b>
<b>Total expense</b>	<b>6,775,806</b>	<b>6,638,607</b>
Change in unrestricted net assets	942,561	-831,266
Change in temporarily restricted net assets	-919,345	-281,894
Net assets (beginning of year)	7,157,696	8,270,856
Net assets (end of year)	7,180,912	7,157,696