

# Financial Overview

Your generosity inspires us every day as we pursue a world without hunger. Together, we have made significant strides this year, thanks to the faithful members, foundations, and churches who share the vision that ending hunger in our lifetime is possible. Thank you for your generosity and steadfast commitment.

The financial overview is based on the 2024 audited financial statements. Bread for the World and Bread for the World Institute strive to maintain the highest level of accountability and transparency. We are recognized by Charity Navigator, Guidestar, and BBB for our exceptional commitment to financial responsibility, accountability, and transparency.

Copies of the audited statements and the IRS 990 documents may be viewed at [bread.org/reports](https://bread.org/reports).

## **Larisa Friesen Hall**

*Vice President  
for Development*

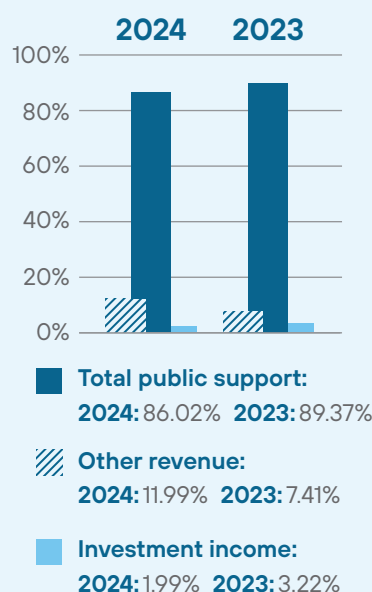
## **Delma Plummer**

*Vice President for Finance  
and Administration*



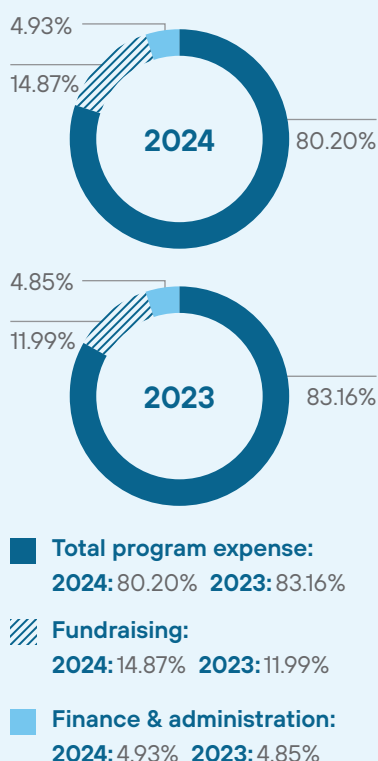
# Financial Overview

## Revenue



<b>PUBLIC SUPPORT</b>	<b>2024</b>	<b>2023</b>
Contributions	7,930,569	4,545,213
Foundation grants	0	0
Church & denominational support	307,077	370,520
Prior years' revenue used in current year	669,052	763,707
<b>Total public support</b>	<b>8,906,698</b>	<b>5,679,441</b>
<b>OTHER REVENUE</b>	<b>1,241,635</b>	<b>470,939</b>
<b>Total operating revenue</b>	<b>10,148,333</b>	<b>6,150,379</b>
<b>NON-OPERATING REVENUE: INVESTMENT INCOME</b>	<b>205,785</b>	<b>204,413</b>
<b>Total revenue</b>	<b>10,354,118</b>	<b>6,354,792</b>

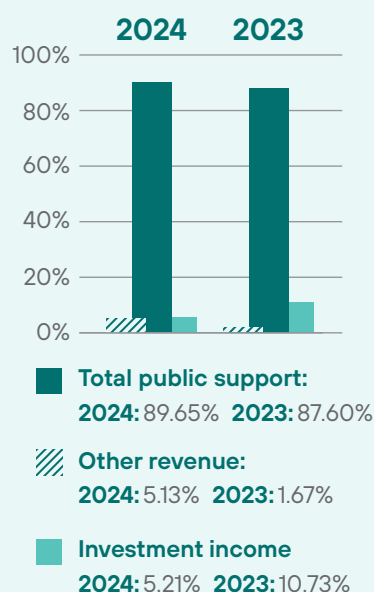
## Expenses



<b>PROGRAM SERVICES</b>	<b>2024</b>	<b>2023</b>
General education & research	2,487,561	2,726,656
Outreach & advocacy	1,146,801	1,084,326
Public policy	1,780,382	1,552,298
<b>Total program expense</b>	<b>5,414,744</b>	<b>5,363,280</b>
<b>SUPPORT SERVICES</b>		
Fundraising	1,004,029	773,160
Finance and administration	332,951	312,979
<b>Total support expense</b>	<b>1,336,980</b>	<b>1,086,139</b>
<b>Total expense</b>	<b>6,751,724</b>	<b>6,449,419</b>
Change in unrestricted net assets	175,191	204,412
Change in temporarily restricted net assets	2,758,152	-1,062,747
Net assets (beginning of year)	8,556,289	9,414,624
Net assets (end of year)	11,489,632	8,556,289

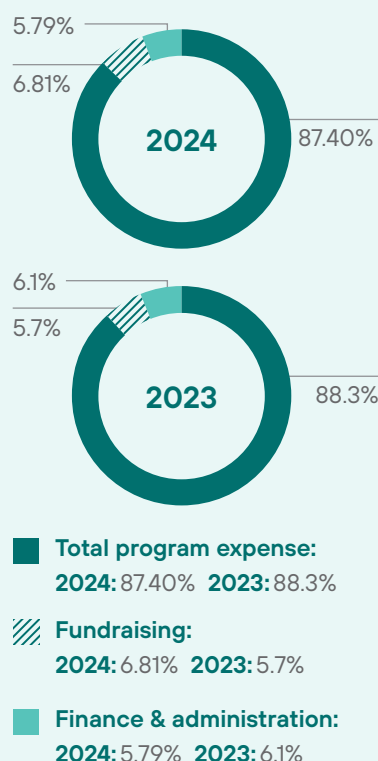
# Financial Overview

## Revenue



PUBLIC SUPPORT	2024	2023
Contributions	11,341,134	4,764,904
Foundation grants	1,017,484	944,890
Prior years' revenue used in current year	2,857,598	1,985,011
<b>Total public support</b>	<b>15,216,216</b>	<b>7,694,805</b>
<b>OTHER REVENUE</b>	<b>870,892</b>	<b>146,666</b>
<b>Total operating revenue</b>	<b>16,087,108</b>	<b>7,841,472</b>
<b>NON-OPERATING REVENUE: INVESTMENT INCOME</b>	<b>885,042</b>	<b>942,560</b>
<b>Total revenue</b>	<b>16,972,150</b>	<b>8,784,031</b>

## Expenses



PROGRAM SERVICES	2024	2023
General education & research	3,597,700	3,580,957
Outreach & advocacy	1,289,674	1,089,532
Public policy	1,306,117	1,310,531
<b>Total program expense</b>	<b>6,193,491</b>	<b>5,981,020</b>
<b>SUPPORT SERVICES</b>		
Fundraising	482,664	383,756
Finance and administration	410,415	411,030
<b>Total support expense</b>	<b>893,079</b>	<b>794,786</b>
<b>Total expense</b>	<b>7,086,570</b>	<b>6,775,806</b>
Change in unrestricted net assets	885,041	942,561
Change in temporarily restricted net assets	6,142,940	-919,345
Net assets (beginning of year)	7,180,912	7,157,696
Net assets (end of year)	14,208,893	7,180,912